



DMDI NEWS

dental & medical diagnostic imaging

A Centre of Excellence

**June 2011
Newsletter 20**

Did You Know?

- VOYAGER PACS
 1. CR images (OPG's) are able to be provided as DICOM files, and thus can be
 - a. Measured either using the Voyager programme on a PC or
 - b. Imported into a MAC based programme, for example OSIRIX, for viewing and measurement.

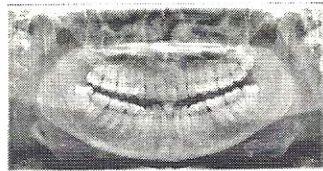


Figure 1 – OPG

2. CBCT scans are able to be provided as DICOM files, and thus can be
 - a. Used directly on a PC for viewing and measurement;
 - b. Imported into OSIRIX, on a MAC.

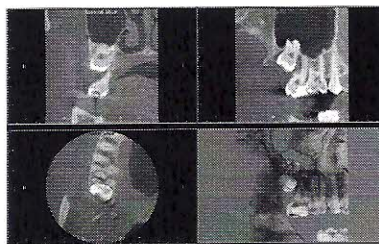


Figure 2 – CBCT images

- We also have the following
 3. For those using software programmes (such as NobelGuide and Simplant) that require DICOM files for building an implant guide, we can provide the appropriate DICOM files.
 4. For easy email of CBCT images we can create tri-orthogonal workups using in-house software. These jpegs can be uploaded into any patient database or stored separately for future use.
 5. We can now also produce basic 1:1 report pdf's for printing and review of implant placement. These files are too big to be emailed and will be included on the disc sent to the referrer. Areas of implant planning and potential placement can be identified and you can then use the respective implant transparency guide to choose the implant of choice.

t 03 9889 1771
f 03 9889 1772
e reception@dmdi.com.au
w www.dmdi.com.au
Unit 9 1175 Toorak Road Camberwell Victoria 3124
Mon to Fri 8.30am to 5pm, by appointment



If you require a referral pad you can write to us at referral@dmdi.com.au or simply go to our web page at www.dmdi.com.au and download a form. If you wish to speak with our radiographer, please call 03 9889 1771. Location - Unit 9 1175 Toorak Road Camberwell Victoria 3124



6. Our Lateral Cephs can be “captured” into software programmes, for example, Dolphin Imaging software. For orthodontic tracings the only thing you need to know is that the distance from dot to dot on the nose guide is 5 mm. This easy to follow tracing will allow you the flexibility to design the appropriate appliance for you patients.
- General Dentists are able to refer for Cone Beam CT under the current Department of Health and Ageing (and Medicare) policy advice.
 - The Morita technology (and hence the One Volume Viewer (OVV)) software is being upgraded! More of this soon; and a PD session will be planned within the next few months. This will give you greater flexibility to review 3D diagnostics.
 - DMDI can send you same day OPG images that you can import directly into your patient software and avoid the need for you to scan transparency images. This may save you days of time; and money.
 - DMDI can arrange your access to our server for your patient images and reports – totally secure and confidential. Contact Pamela on 9889 1771 or email reception@dmdi.com.au if you are interested in availing your practice of this facility.


DMDI future Professional Development (PD) sessions include –

Dr David Figdor, Endodontist, session entitled "**Endodontic diagnosis and treatment in 3D**", to be held on 03 August 2011 starting at 6.30pm. Light refreshments will be served and an Attendance Certificate will be awarded which should attract 1.5 CPD points accreditation. There is no cost to attend. Book now by ringing (03) 9889 1771 or email reception@dmdi.com.au

- One Volume Viewer (OVV) training. Updated software and program changes in the OVV to be explained and discussed. Watch this space for the date.
- **Dr James Lucas, Paediatric dentist**, to be held on 05 October 2011.

Case presentation Workshop(s) - Dentists and Dental Specialists to present challenging and/or different cases for discussion. Date to be confirmed. Please advise Pamela if you would like to participate and/or present at such a Workshop.

Advertisement –



Free Online Presentation: 7 loan strategies designed to save dentists money

Visit our website at www.prosolution.com.au/save to watch a 55-minute presentation by Stuart Wemyss, finance expert and regular contributor to the *ADA News Bulletin* on the 7 of the most valuable loan structures that he uses to save dentists money. ProSolution Credit Advisory also has a limited special offer commencing on 1 July where they will give new clients a free iPad2 – see details on the website. ProSolution Private Clients is a financial services firm located in Melbourne that specialises in providing loan advice and commission-free financial advice to dentists. Visit www.prosolution.com.au or call 8624 4600 for more information.